

# One-Piece Adjustable Check Valves

## SOACV SERIES

### Features

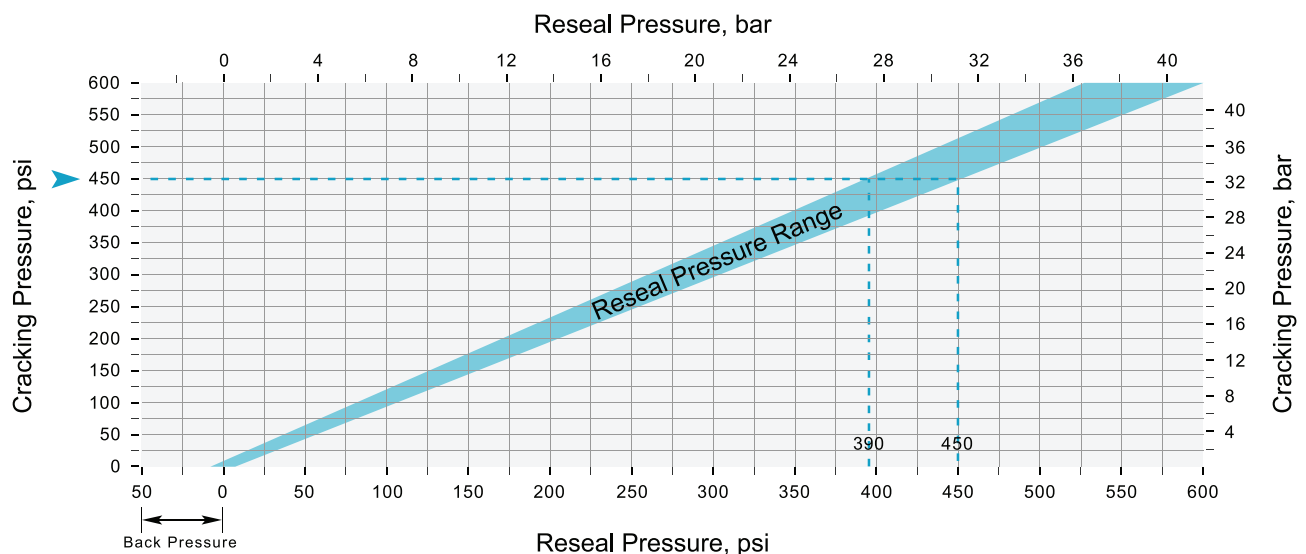
- One-Piece body
- Working pressure up to 3000psig (206 bar)
- Cracking pressure adjustable from 3 to 600psig (0.2 to 41.3bar)
- NPT and ISO pipe end connections in 1/4 and 1/2 in. sizes
- 316 stainless steel body as standard
- Each and every valve is tested for cracking pressure and reseal performance at the factory.



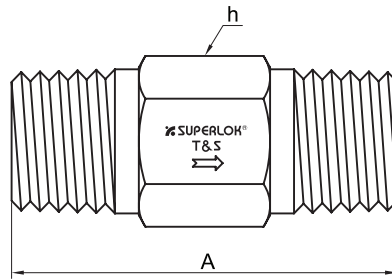
### Technical Data

Description	SOACV1, SOACV2	SOACV3
Cracking Pressure Ranges	<ul style="list-style-type: none"> <li>• 3 to 50psi (0.2 to 3.4bar)</li> <li>• 50 to 150psi (3.4 to 10.3bar)</li> <li>• 150 to 350psi (10.3 to 24.1bar)</li> <li>• 350 to 600psi (24.1 to 41.3bar)</li> </ul>	
Working and Back Pressure at 70°F (20°C)	3000psig (206bar)	
Temperature Rating	<ul style="list-style-type: none"> <li>• VITON O-Ring : -10°F to 375°F (-23°C to 190°C)</li> <li>• NBR O-Ring :-10°F to 250°F (-23°C to 121°C)</li> </ul>	
Flow Coefficient (Cv)	0.35	1.20

### Cracking and Reseal Pressure at 70°F (20°C)



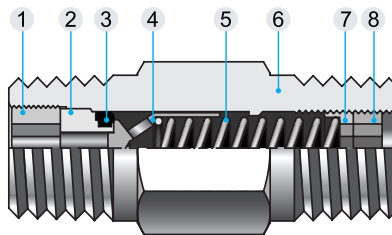
## Table of Dimensions



Part No.		End Connection	A	h Hex mm (in.)
SOACV1	M4N	1/4 Male NPT	41.1	14.3 (9/16)
	M4R	1/4 Male ISO	41.1	14.3 (9/16)
SOACV2	F4N	1/4 Female NPT	75.7	19.1 (3/4)
SOACV3	M8N	1/2 Male NPT	65.0	22.2 (7/8)
	M8R	1/2 Male ISO	65.0	22.2 (7/8)

- Dimensions and Drawings are for reference only and are subject to change without prior notice.
- Unless otherwise specified, all dimensions are in millimeters.
- Sizes, pressure classes, and end connections not listed are available upon request.
- Dimensions shown with SUPERLOK nuts finger-tight, where applicable.

## Materials of Construction



No.	Component	Valve Body Materials	
		Stainless Steel	Brass
*1	Insert Lock Screw	316SS / A276	Brass
*2	Insert	316SS / A276	Brass
*3	O-Ring	VITON	NBR
*4	Poppet	316SS / A276	Brass
*5	Spring	SS304	
*6	Body	316SS / A276	Brass
*7	Adjusting screw	316SS / A276	Brass
*8	Locking screw	316SS / A276	Brass

\* Wetted components

## Ordering information

**Example :**      **SOACV1 - M 4N - A - N - B**

1
2
3
4
5
6

### 1. Valve Series

- SOACV1     SOACV2     SOACV3

### 2. End Connection

- M = Male Thread  
 F = Female Thread

### 3. Connection Size

Thread (inch)	1/4	3/8	1/2
Screwed NPT	4N	6N	8N
Screwed BSPT	4R	6R	18R

### 4. Cracking Pressure

- A = 3~50psi     C = 150~300psi  
 B = 50~150psi     D = 350~600psi

### 5. Seal Material

- (Blank) = Viton (Standard)  
 N = NBR

### 6. Body Material

- (Blank) = 316 Stainless Steel  
 B = Brass

※ For special sizes and configurations, please consult BMT (SUPERLOK) sales representative.