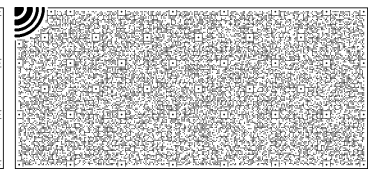

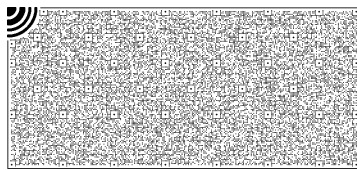
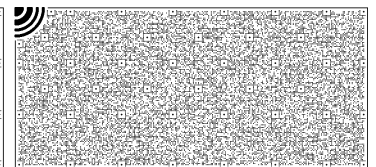
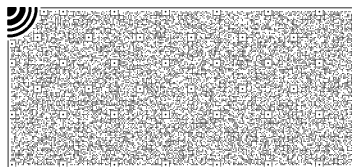
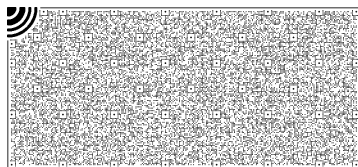


Standard Balance Sheet						(Unit: KRW)	
Business Taxpayer ID Number		606-81-28130		Name of Business		BMT Co., Ltd.	
Corporation Registration No.		180111-0331502				As of 12. 31. 2023 (mm, dd, yyyy)	
Description	Code	Amount	Description	Code	Amount		
I. Current assets	001	120,868,536,225	d. Other current assets	075	13,864,564,050		
(1) Quick assets	002	38,562,405,031	II. Non-current assets	080	125,515,854,838		
1. Cash and cash equivalents	003	7,889,481,088	(1) Investments	081	5,970,479,778		
2. Short-term due from banks	004	1,328,865,596	1. Long-term due from banks	082	2,787,744,816		
4. Accounts receivable	009	27,501,793,316	2. Long-term securities	083	399,745,361		
a. Trade receivable	010	33,270,834,127	a. Available-for-sale securities	084	399,745,361		
(Allowance for bad debts)	011	6,092,984,127	4. Long-term loans	087	252,150,000		
b. Notes receivable	012	324,609,820	c. Others	094	252,150,000		
(Allowance for bad debts)	013	666,504	6. Other investment properties	105	2,530,839,601		
5. Short-term loans	024	721,855,320	(2) Tangible assets	110	114,754,704,651		
c. Others	029	721,855,320	1. Land	111	31,337,931,996		
6. Other receivables	031	72,448,147	2. Buildings	114	63,383,837,778		
c. Others	036	72,448,147	(Accumulated depreciation)	115	2,986,269,550		
7. Prepayments	038	775,934,314	(Government grants and other deductions)	117	6,417,391,357		
8. Other quick assets	039	272,027,250	3. Structures	118	1,164,144,600		
(2) Inventories	044	67,708,034,713	4. Machineries	122	31,298,335,677		
1. Merchandise	045	4,850,977	(Accumulated depreciation)	123	14,235,955,006		
2. Finished goods	046	12,138,756,195	(Government grants and other deductions)	125	646,043,455		
3. Semi-finished goods	047	36,595,958,194	7. Vehicles	134	978,149,194		
6. Raw material	050	18,968,469,347	(Accumulated depreciation)	135	575,962,732		
a. Raw material	051	18,968,469,347	8. Tangible assets in progress	138	824,200,000		
(3) Other current assets	067	14,598,096,481	9. Facilities	141	11,727,406,019		
2. Prepaid expenses	069	79,003,609	(Accumulated depreciation)	142	3,953,561,341		
4. Other current assets	071	14,519,092,872	10. Tool · Apparatus · Fixtures	145	6,922,434,643		
b. Prepaid value added tax	073	654,528,822	(Accumulated depreciation)	146	4,263,351,702		



* 본 증명서의 위·변조 여부는 발급일로부터 90일 이내 「국세청 홈택스(www.hometax.go.kr) 또는 모바일 홈택스 > 민원증명(증명발급) > 민원증명 원본확인」에서 발급번호로 확인, 또는 문서 하단의 바코드로 확인이 가능합니다.
Please be advised that forgery detection of this document can be performed with either of following methods.
1) anytime with the barcode at the bottom of the document, or
2) with the issuance number of the document at either Hometax website (www.hometax.go.kr) or mobile Hometax (Certificate of civil petition (certificate issued) > Check the original certificate of civil petition) within 90 days from the date of issuance.

Standard Balance Sheet						(Unit: KRW)	
Business Taxpayer ID Number		606-81-28130		Name of Business		BMT Co., Ltd.	
Corporation Registration No.		180111-0331502				As of 12. 31. 2023 (mm, dd, yyyy)	
Description	Code	Amount	Description	Code	Amount		
(Government grants and other deductions)	148	6,157,452	5.Withholding accounts	246	339,564,450		
11.Other tangible assets	149	3,557,110,597	d.Other withholding accounts	250	339,564,450		
(Accumulated depreciation)	150	3,354,153,258	6.Accrued expenses	251	2,130,916,058		
(3)Intangible assets	169	1,218,479,401	8.Current long-term liabilities	253	8,946,640,000		
2.Industrial property rights	171	84,292,512	a.Current long-term borrowings	254	8,946,640,000		
a.Patent rights	172	83,432,244	10.Deferred tax liabilities	278	849,706,099		
e.Other industrial property rights	176	860,268	11.Other current liabilities	279	9,716,941,677		
8.Software	186	473,099,948	II.Non-current liabilities	284	40,776,568,197		
11.Other intangible assets	189	661,086,941	3.Long-term borrowings	289	39,603,980,000		
(4)Other non-current assets	194	3,572,191,008	c.Others	294	39,603,980,000		
3.Long-term prepayments	215	95,419,950	5.Long-term other payables	303	993,427,064		
(Allowance for bad debts)	216	61,778,272	12.Long-term deposits received for rental	326	70,000,000		
4.Deposits paid	217	52,663,600	14.Other non-current liabilities	328	109,161,133		
b.Other deposits paid	220	52,663,600	Total liabilities(I+II)	333	125,317,367,882		
5.Deferred tax assets	222	3,485,885,730	III.Capital	334	4,562,587,000		
Total assets (I+II)	228	246,384,391,063	1.Capital of ordinary shares	335	4,562,587,000		
I.Current liabilities	229	84,540,799,685	IV.Capital reserve	337	37,943,042,451		
1.Accounts payable	230	6,838,547,032	1.Share premium	338	34,687,149,888		
a.Trade payable	231	6,838,547,032	4.Gain on disposal of treasury shares	341	1,316,886,304		
2.Short-term borrowings	234	53,106,633,601	6.Other capital reserve	343	1,939,006,259		
c.Others	237	53,106,633,601	V.Capital adjustments	348	0		
3.Other payables	238	1,269,188,053	VI.Accumulated other comprehensive income(loss)	361	0		
c.Other payables	241	1,269,188,053	VII.Retained earnings	372	78,561,393,730		
4.Advances	242	1,342,662,715	1.Legal reserve	373	1,281,351,735		
c.Others	245	1,342,662,715	4.Other voluntary reserve	376	532,717,389		



* 본 증명서의 위·변조 여부를는 발급일로부터 90일 이내 「국세청 홈택스(www.hometax.go.kr) 또는 모바일 홈택스 > 민원증명(증명발급) > 민원증명 원본확인」에서 발급번호로 확인, 또는 문서 하단의 바코드로 확인이 가능합니다.
Please be advised that forgery detection of this document can be performed with either of following methods.
1) anytime with the barcode at the bottom of the document, or
2) with the issuance number of the document at either Hometax website (www.hometax.go.kr) or mobile Hometax (Certificate of civil petition (certificate issued) > Check the original certificate of civil petition) within 90 days from the date of issuance.

